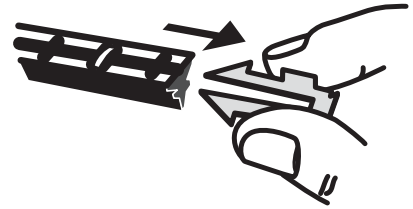
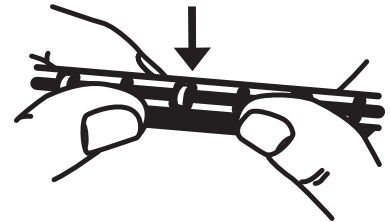


Fitting Instructions – Bosch Refill BMW 560

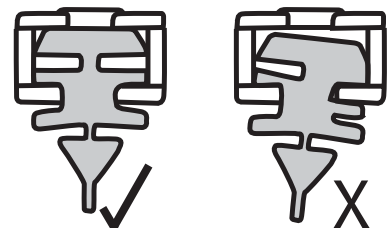
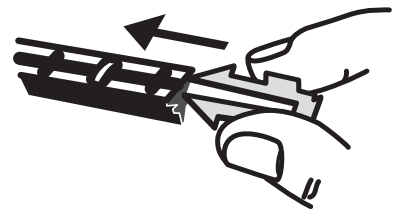
1. Remove your existing wiper refill by squeezing end clip, and slide out.



2. To determine correct length required measure old refill with new. The metal rail is notched at 25 mm intervals at one end. To break refill at desired length, firmly press down on either side of the notch and trim wiper rubber with scissors.



3. Replace latch clip. Slide open end of refill through blade ensuring refill passes through each claw until clip locks into place.



Note: A common cause of noisy wiper refills is an excessively worn or faulty blade assembly. We recommend you replace your wiper refills every 6 months and your wiper blades every 3 years.



BOSCH

Invented for life